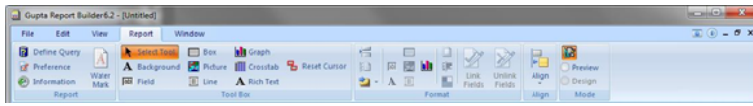
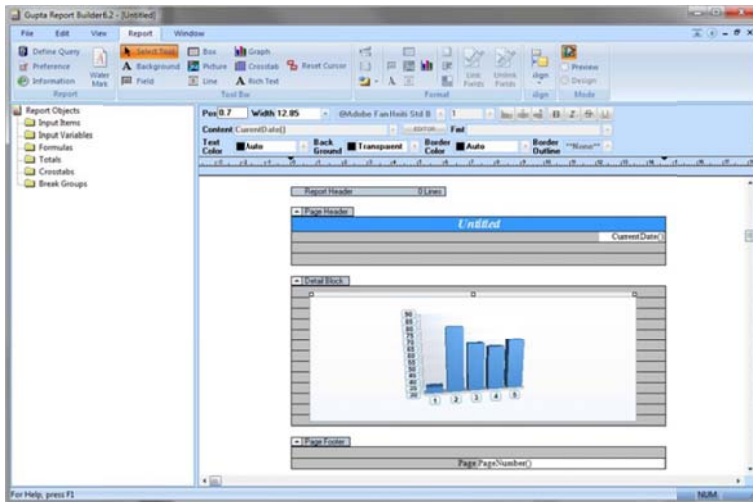


## What's New in Report Builder 6.2



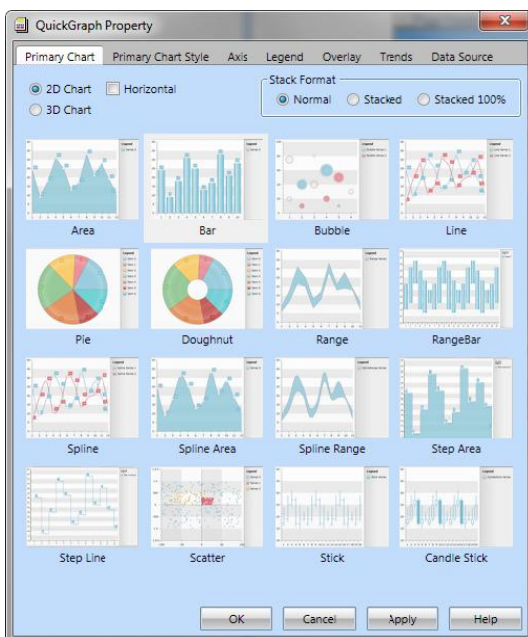
### New Charting Control for Powerful and Attractive Business Charts

Place powerful and attractive 2D and 3D business charts into your reports to create great visual representations of business data your users will love.



Choose from many predefined chart formats, add your own properties like axis labels, chart labels and much more to create stunning business reports.

And save your reports as PDF files to quickly share them with your team, your management or your customers.



### Repeat Column Header on Column Break

If the contents of a column run over into a new column, you can now have the column header be re-printed on the new column so that report users easily understand what data they are looking at.